





District Health Assessment for Multiple District 201 through September 2025

		Clubs							Membership							Member Strength		Cancellation		Reports			Finance	Leadership			
District Name	Status/ Number of Months in Status *	Active Clubs	Clubs in Status Quo	Total Clubs	% Status Quo Clubs in Financial Suspension	New Clubs	Cancelled Clubs	YTD Net Club Gain/Loss	Current Members In Active Clubs	Current Members In Status Quo Clubs	Current Total Members Count	YTD Add	YTD Drop	YTD NetGrowth (includes Active and Status Quo)	YTD NetGrowth% (includes Active and Status Quo)	Member Count 12 Months Ago	Average Member Count Per Club	% of Clubs with less than 20 members	Average Cancelled Club Age	Members Lost Due to Cancelled Clubs	% of Clubs Reporting Service	% No MMR in 3 Months	% No Officer Report in 12 months	% of Clubs with balance 90+ days	Number of Zone Chairs Recorded	Number of Region Chairs Recorded	District Officers Vacancies **
201N1	T(21)	60	0	60	0%	0	1	-1	1160	0	1160	80	61	19	1.67%	1,214	19	62%	43	0	58%	27%	0%	2%	12	0	
201N2		61	0	61	0%	0	1	-1	1310	0	1310	43	29	14	1.08%	1,312	21	52%	41	0	66%	39%	3%	3%	8	0	
201N3	T(24)	54	0	54	0%	0	0	0	1059	0	1059	42	22	20	1.92%	1,075	20	52%	0	0	78%	35%	0%	11%	11	1	
201N4	T(24)	43	0	43	0%	0	0	0	782	0	782	30	15	15	1.96%	804	18	67%	0	0	44%	49%	0%	5%	8	0	2nd VDG
201N5		84	0	84	0%	3	0	3	1853	0	1853	207	90	117	6.74%	1,934	22	56%	0	0	57%	32%	0%	31%	16	8	
201Q1		65	0	65	0%	0	0	0	1349	0	1349	75	47	28	2.12%	1,382	21	54%	0	0	46%	38%	3%	12%	9	0	
201Q2	T(24)	63	0	63	0%	0	0	0	1009	0	1009	35	42	-7	-0.69%	1,047	16	70%	0	0	52%	43%	0%	11%	26	1	
201Q3		63	0	63	0%	0	1	-1	1421	0	1421	71	53	18	1.28%	1,430	23	51%	47	0	75%	22%	0%	0%	12	0	
201Q4	T(24)	58	0	58	0%	0	0	0	948	0	948	39	20	19	2.05%	952	16	72%	0	0	57%	47%	0%	2%	14	5	
201C1	T(24)	54	0	54	0%	0	0	0	1080	0	1080	35	22	13	1.22%	1,058	20	61%	0	0	59%	46%	0%	11%	10	0	
201C2		58	0	58	0%	0	0	0	1392	0	1392	37	28	9	0.65%	1,428	24	38%	0	0	47%	22%	2%	5%	20	0	
201T1	T(24)	44	0	44	0%	0	0	0	893	0	893	28	19	9	1.02%	906	20	61%	0	0	73%	41%	2%	7%	0	0	
201V2	T(3)	62	0	62	0%	0	0	0	1249	0	1249	43	42	1	0.08%	1,272	20	56%	0	0	61%	26%	3%	29%	10	4	GMT
201V3	T(24)	58	0	58	0%	0	0	0	1009	0	1009	48	19	29	2.96%	1,017	17	67%	0	0	24%	43%	2%	16%	9	0	1st VDG
201V5	T(15)	66	0	66	0%	0	0	0	1195	0	1195	39	34	5	0.42%	1,243	18	58%	0	0	71%	44%	8%	29%	9	0	2nd VDG
201V6	T(24)	54	0	54	0%	0	1	-1	976	0	976	15	25	-10	-1.01%	1,040	18	65%	56	0	94%	39%	0%	43%	11	0	




District Health Assessment for Multiple District 201 through September 2025

 Status/ District Number Name of Months in Status *		Clubs							Membership							Member Strength		Cancellation		Reports			Finance		Leadership		
		Active Clubs	Clubs in Status Quo	Total Clubs	% Status Quo Clubs in Financial Suspension	New Clubs	Cancelled Clubs	YTD Net Club Gain/Loss	Current Members In Active Clubs	Current Members In Status Quo Clubs	Current Total Members Count	YTD Add	YTD Drop	YTD NetGrowth (includes Active and Status Quo)	YTD NetGrowth% (includes Active and Status Quo)	Member Count 12 Months Ago	Average Member Count Per Club	% of Clubs with less than 20 members	Average Cancelled Club Age	Members Lost Due to Cancelled Clubs	% of Clubs Reporting Service	% No MMR in 3 Months	% No Officer Report in 12 months	% of Clubs with balance 90+ days	Number of Zone Chairs Recorded	Number of Region Chairs Recorded	District Officers Vacancies **
201V14	T(24)	74	0	74	0%	2	0	2	1163	0	1163	68	19	49	4.40%	1,153	16	69%	0	0	55%	50%	1%	14%	10	0	
201WA		94	0	94	0%	0	0	0	1732	0	1732	75	58	17	0.99%	1,744	18	61%	0	0	40%	40%	3%	9%	20	0	
		1115	0	1115	0%	5	4	1	21580	0	21580	1010	645	365	1.72%	22,011	19	59%	47	0	58%	38%	2%	14%	215	19	



District Health Assessment for Multiple District 202 through September 2025

		Clubs							Membership							Member Strength		Cancellation		Reports			Finance	Leadership			
District Name	Status/ Number of Months in Status *	Active Clubs	Clubs in Status Quo	Total Clubs	% Status Quo Clubs in Financial Suspension	New Clubs	Cancelled Clubs	YTD Net Club Gain/Loss	Current Members In Active Clubs	Current Members In Status Quo Clubs	Current Total Members Count	YTD Add	YTD Drop	YTD NetGrowth (includes Active and Status Quo)	YTD NetGrowth% (includes Active and Status Quo)	Member Count 12 Months Ago	Average Member Count Per Club	% of Clubs with less than 20 members	Average Cancelled Club Age	Members Lost Due to Cancelled Clubs	% of Clubs Reporting Service	% No MMR in 3 Months	% No Officer Report in 12 months	% of Clubs with balance 90+ days	Number of Zone Chairs Recorded	Number of Region Chairs Recorded	District Officers Vacancies **
202 D	T(24)	34	0	34	0%	0	0	0	963	0	963	35	28	7	0.73%	976	28	26%	0	0	71%	21%	0%	3%	6	0	
202 E	T(24)	38	0	38	0%	0	1	-1	1083	0	1083	30	24	6	0.56%	1,104	29	24%	4	0	42%	34%	0%	5%	12	0	2nd VDG
202 F	T(24)	38	0	38	0%	0	0	0	1116	0	1116	18	20	-2	-0.18%	1,139	29	29%	0	0	53%	45%	0%	5%	6	1	
202 J	T(24)	33	0	33	0%	0	0	0	1119	0	1119	21	24	-3	-0.27%	1,146	34	18%	0	0	42%	18%	0%	6%	6	0	
202 K	T(24)	56	0	56	0%	1	0	1	1056	0	1056	65	63	2	0.19%	1,057	19	57%	0	0	55%	32%	0%	11%	8	3	
202 L	T(4)	49	0	49	0%	0	2	-2	1245	0	1245	31	32	-1	-0.08%	1,292	25	33%	55	1	61%	14%	0%	8%	10	2	
202 M	T(24)	34	0	34	0%	0	1	-1	810	0	810	19	16	3	0.37%	847	24	38%	9	1	44%	24%	0%	0%	13	0	
		282	0	282	0%	1	4	-3	7392	0	7392	219	207	12	0.16%	7,561	26	34%	31	2	53%	27%	0%	6%	61	6	



District Health Assessment for Multiple District 307 through September 2025

District Name	Status/ Number of Months in Status *	Clubs							Membership							Member Strength		Cancellation		Reports			Finance	Leadership			
		Active Clubs	Clubs in Status Quo	Total Clubs	% Status Quo Clubs in Financial Suspension	New Clubs	Cancelled Clubs	YTD Net Club Gain/Loss	Current Members In Active Clubs	Current Members In Status Quo Clubs	Current Total Members Count	YTD Add	YTD Drop	YTD NetGrowth (includes Active and Status Quo)	YTD NetGrowth% (includes Active and Status Quo)	Member Count 12 Months Ago	Average Member Count Per Club	% of Clubs with less than 20 members	Average Cancelled Club Age	Members Lost Due to Cancelled Clubs	% of Clubs Reporting Service	% No MMR in 3 Months	% No Officer Report in 12 months	% of Clubs with balance 90+ days	Number of Zone Chairs Recorded	Number of Region Chairs Recorded	District Officers Vacancies **
307 A1		125	1	126	100%	7	0	7	3018	20	3038	345	106	239	8.54%	2,454	24	40%	0	0	56%	34%	3%	48%	20	10	
307 A2		147	0	147	0%	9	3	6	4823	0	4823	369	338	31	0.65%	4,493	33	26%	6	78	56%	38%	2%	33%	28	7	
307B1		111	0	111	0%	8	0	8	2519	0	2519	247	88	159	6.74%	2,206	23	42%	0	0	71%	49%	5%	18%	18	6	
307B2		168	0	168	0%	11	3	8	4823	0	4823	366	105	261	5.72%	3,899	29	29%	16	10	57%	47%	1%	40%	28	9	
		551	1	552	100%	35	6	29	15183	20	15203	1327	637	690	4.75%	13,052	28	33%	11	88	59%	42%	3%	36%	94	32	




District Health Assessment for Ident 5807 - TAHITI - UND through September 2025

Status/ District Name of Months in Status *		Clubs							Membership							Member Strength		Cancellation		Reports			Finance	Leadership			
		Active Clubs	Clubs in Status Quo	Total Clubs	% Status Quo in Financial Suspension	New Clubs	Cancelled Clubs	YTD Net Club Gain/ Loss	Current Members In Active Clubs	Current Members In Status Quo Clubs	Current Total Members Count	YTD Add	YTD Drop	YTD NetGrowth (includes Active and Status Quo)	YTD NetGrowth% (includes Active and Status Quo)	Member Count 12 Months Ago	Average Member Count Per Club	% of Clubs with less than 20 members	Average Cancelled Club Age	Members Lost Due to Cancelled Clubs	% of Clubs Reporting Service	% No MMR in 3 Months	% No Officer Report in 12 months	% of Clubs with balance 90+ days	Number of Zone Chairs Recorded	Number of Region Chairs Recorded	District Officers Vacancies **
Ident 5807 - TAHITI		1	0	1	0%	0	0	0	23	0	23	0	0	0	0.00%	22	23	0%	0	0	100%	100%	0%	0%	0	0	
		1	0	1	0%	0	0	0	23	0	23	0	0	0	0.00%	22	23	0%	0	0	100%	100%	0%	0%	0	0	



District Health Assessment for Ident 5895 - NEW CALEDONIA - UND through September 2025

<div></div> <div>Status/ District Name of Months in Status *</div>		Clubs							Membership							Member Strength		Cancellation		Reports			Finance	Leadership			
		Active Clubs	Clubs in Status Quo	Total Clubs	% Status Quo Clubs in Financial Suspension	New Clubs	Cancelled Clubs	YTD Net Club Gain/ Loss	Current Members In Active Clubs	Current Members In Status Quo Clubs	Current Total Members Count	YTD Add	YTD Drop	YTD NetGrowth (includes Active and Status Quo)	YTD NetGrowth% (includes Active and Status Quo)	Member Count 12 Months Ago	Average Member Count Per Club	% of Clubs with less than 20 members	Average Cancelled Club Age	Members Lost Due to Cancelled Clubs	% of Clubs Reporting Service	% No MMR in 3 Months	% No Officer Report in 12 months	% of Clubs with balance 90+ days	Number of Zone Chairs Recorded	Number of Region Chairs Recorded	District Officers Vacancies **
Ident 5895 - NEW CALEDONIA		12	0	12	0%	0	0	0	197	0	197	4	3	1	0.51%	177	16	75%	0	0	33%	25%	0%	25%	0	0	
		12	0	12	0%	0	0	0	197	0	197	4	3	1	0.51%	177	16	75%	0	0	33%	25%	0%	25%	0	0	

* - District Status: P - Provisional, T - Transitional.

** - District Officers Vacancies: DG - District Governor, 1st VDG - First Vice District Governor, 2nd VDG - Second Vice District Governor.